

How Your Chime Works



Press Doorbell >> Trigger Routine >> Chime Rings Instantly

Chime not ringing?

Let's get it fixed!

Please try these three quick checks:

Step 1

Verify your **Routines** to make sure everything is set up right

Step 2

Make sure your **Blink** app is talking to Alexa

Step 3

Ensure your **SmartLife** app is successfully linked to Alexa

Step 1 Double-check Your Routines

Open your **Alexa** app

> Tap **More(≡)**

> Tap **Routines**



> Check your settings:

① Set the Trigger (WHEN)

Choose your actual **Blink Video Doorbell** here.

⚠ Heads up: Make sure you don't accidentally select the chime!

WHEN



 Video Doorbell - 1HTK is pressed 


Anytime [Change](#)

② Set the Action (ALEXA WILL)

Choose our CHIME (the one you linked through the SmartLife app).

ALEXA WILL

=  Indoor chime 
Alert Mode: Flash and Sound

[Add another action](#) 

Step 2 Double-check Blink App

Open your **Blink** app:

- > Tap **Settings** ⚙️ at the bottom right
- > Tap **Account and Privacy**
- > Tap **Alexa**

If it says "**Linked**," you're all set!

This confirms that your account is successfully connected to Alexa.



Alexa

Linked >

Use Alexa to access live views, receive alerts on your Echo devices, set up smart home routines, and more.

Step 3 Double-check SmartLife App

Open your **Smartlife** app:

1. Tap **Me** at the bottom right
2. Tap **Third-party Service**
3. Tap **Alexa**

If it says "**Linked**," you're all set!

This confirms that your Smartlife account is successfully connected to Alexa.



"SmartLife" skill has been linked